

Queens Bus Service

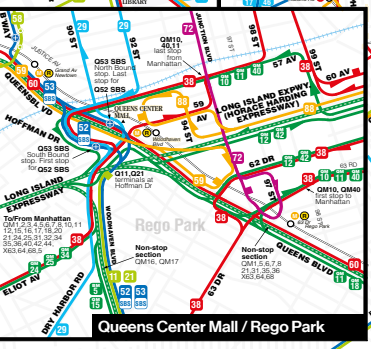
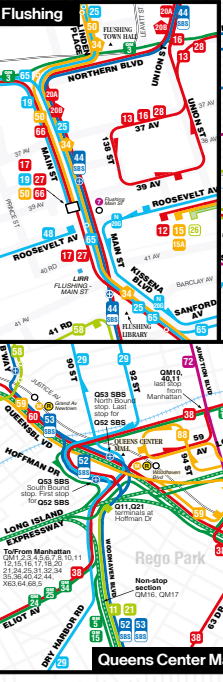
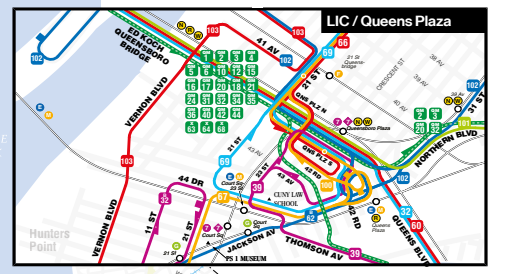


OMNY (One Metro New York), is the new way to pay on the MTA.

To pay your fare at subway turnstiles and on buses, simply tap your contactless card or smart device on the OMNY reader. The screen will instantly confirm if the tap was successful, sending you on your way quickly and easily.

Contactless cards have this symbol on the front or back. If you see this symbol on your card, you can tap it at OMNY readers at subway stations and on buses to make fare payments and enter the system. Or, link any credit/debit bank card to the digital wallet on your mobile phone or wearable to tap and go. You get one free transfer to a subway or local bus within two hours of tapping your card or device; just be sure to use the same card or device throughout your trip. Credit and debit cards issued on the Visa®, Mastercard®, American Express®, and Discover® networks are accepted today.

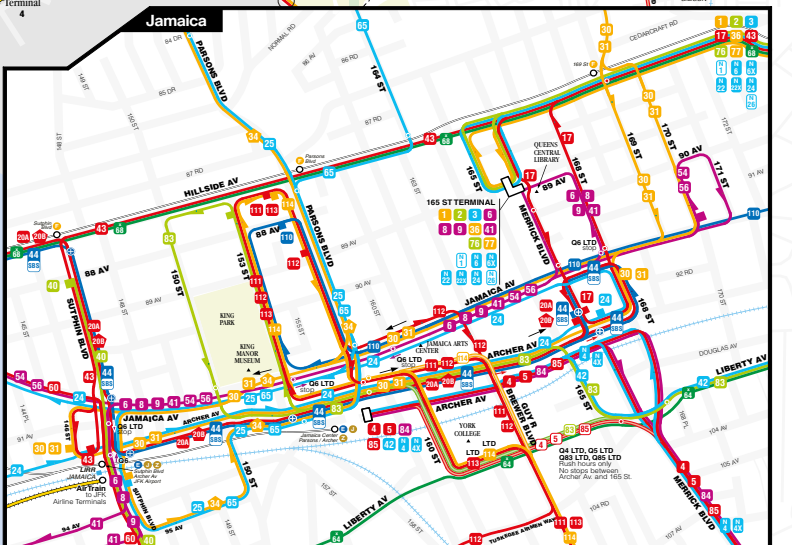
Digital wallets on your smart phone, smart watch, and wearables are also supported, including Google Pay™, Apple Pay®, and more. If your card has a chip but is not contactless, you can still add it to your digital wallet on your smart device to make contactless fare payments.



Bus Route Colors	
Local Bus Routes	Express Bus Routes

Legend

- Local Bus Service** (Dark Blue): Full-time service (every day 7 a.m. - 10 p.m., many routes operate longer hours).
- Express Bus Service** (Dark Green): Premium fare. Express Route (no stops).
- Select Bus Service** (Light Green): Premium service for the cost of a local bus fare. You must pay before boarding. All SBS stops are equipped with fare payment machines. Keep your ticket.
- Other Symbols:** Hospital, Commuter Rail Station, Limited Service, Airport, AirTrain JFK Airport Service, Part-time Terminal.



eric's new york.

